

THE STATE OF NEW HAMPSHIRE

MERRIMACK, SS.

SUPERIOR COURT

Docket No. 03-E-0106

**In the Matter of the Liquidation of
The Home Insurance Company**

**AFFIDAVIT OF PETER A. BENGELSDORF, SPECIAL DEPUTY
LIQUIDATOR, IN SUPPORT OF APPROVAL OF FOURTH
EARLY ACCESS DISTRIBUTION**

I, Peter A. Bengelsdorf, hereby depose and say:

1. I was appointed Special Deputy Liquidator of The Home Insurance Company (“Home”) by the Insurance Commissioner of the State of New Hampshire, as Liquidator (“Liquidator”) of Home. I submit this affidavit in support of the Liquidator’s Motion for Approval of Fourth Early Access Distribution to Insurance Guaranty Associations (“Motion”). The facts and information set forth below are either within my own knowledge gained through my involvement with this matter, in which case I confirm that they are true, or are based on information provided to me by others, in which case they are true to the best of my knowledge, information and belief.

2. The Motion seeks approval of the fourth early access distribution to insurance guaranty associations in an amount equal to the reported claims that the guaranty associations have paid under Home insurance policies from entry of the liquidation order through September 30, 2007 as reported by October 22, 2007, less (a) guaranty association recoveries, and (b) approved first, second and third early access distribution amounts. The early access distributions will also be subject to deductions for unreturned deposits and questioned claim items and application of a distribution cap equal to forty percent of the total incurred costs (paid

amounts plus case reserves but not including incurred but not reported reserves) projected for each guaranty association.

3. On October 8, 2003, the Liquidator applied for approval of an Early Access Distribution Plan (“Plan”) to provide for the disbursement of assets of the Home estate from time to time to the New Hampshire Insurance Guaranty Association (“NHIGA”), the New Hampshire Life and Health Insurance Guaranty Association, and any similar organization in another state (the “guaranty associations”) in accordance with RSA 402-C:29, III. The Plan included a form of Early Access Distribution Agreement (“Agreement”) to be entered into by guaranty associations receiving an early access distribution. The Court approved the Plan and Agreement by order entered October 22, 2003.

4. The statutory schemes adopted by New Hampshire and other states for the liquidation of insolvent insurers contemplate the ongoing payment by the guaranty associations of most claims under insurance policies issued by the insolvent insurer, subject to statutory and policy limits and conditions. The “covered claims” payable by guaranty associations generally are claims, including claims for unearned premiums, which arise out of and are within the coverage and not in excess of applicable limits of insurance policies issued by the insolvent insurer. The guaranty associations’ obligations thus encompass both indemnity payments and defense expense payments (commonly referred to as allocated loss adjustment expense or “ALAE” payments) covered by a policy issued by Home. Such claims are Class II claims.¹

¹ Certain guaranty associations have taken the position that ALAE is a Class I administration cost. This difference of views does not affect this motion because guaranty associations will generally receive the same payment on account of ALAE through September 30, 2007 under this motion as they would receive if the view of these guaranty associations were correct. The difference is that an early access distribution under this motion is subject to the Agreement, including the repayment provision of the Agreement described in paragraph 8 below. The Liquidator agrees that the receipt of an early access distribution by a guaranty association shall not be deemed to constitute an admission by the guaranty association that ALAE is a Class II claim.

5. On October 1, 2004, the Liquidator moved for approval of a first early access distribution to guaranty associations of approximately \$40.9 million based on reported guaranty fund payments less recoveries through June 30, 2004, subject to deductions based on unreturned deposits held by various states. The Court approved the first early access distribution on October 15, 2004. The Liquidator applied deductions based on deposits held by certain states and made first early access distributions to guaranty associations totaling \$35,321,789.43. The Liquidator moved for approval of a second early access distribution to guaranty associations of approximately \$63.1 million on November 23, 2005, and the Court approved the second early access distribution on December 9, 2005. The Liquidator applied deductions based on deposits held by certain states and made second early access distributions totaling \$57,334,436.82. The Liquidator moved for approval of a third early access distribution to guaranty associations of approximately \$48.4 million on February 1, 2007, and the Court approved the third early access distribution on March 12, 2007. The Liquidator applied deductions and a 40% percentage cap and made third early access distributions totaling \$39,276,227.69.

6. Since the commencement of this liquidation proceeding, fifty-seven guaranty associations have reported making indemnity or ALAE payments under insurance policies issued by Home. As of October 22, 2007, the guaranty associations have reported paying \$207,248,047.41 under policies of insurance issued by Home through September 30, 2007 (\$182,645,178.24 in indemnity and \$24,602,869.17 in ALAE). The guaranty associations also reported recoveries (e.g., subrogation, net worth and second injury fund recoveries) totaling \$15,237,791.54, so the guaranty association payments after recoveries total \$192,010,255.87 at this time. The approved first, second and third early access distribution amounts – now paid by the estate or through deduction of state deposits – totaled \$155,593,572.84, so the potential total

for the fourth early access distribution is \$36,416,683.03.² A chart showing the payments and recoveries through September 30, 2007 (as reported by each guaranty association through October 22, 2007) together with the previous early access payments and the potential fourth early access distribution amounts is attached hereto as Exhibit A.

7. As of September 30, 2007, the unrestricted liquid assets of the Home estate in the Liquidator's control totaled \$801,559,259 as set forth in the Statement of Net Assets attached hereto as Exhibit B.³ The liquid assets available to the Liquidator are thus approximately twenty-two times the amount of the guaranty associations' payments eligible for a fourth early access distribution, and they exceed those payments by approximately \$765 million. The liquid assets that would remain after the proposed fourth early access distribution are approximately four times the amount of the guaranty associations' net payments through September 30, 2007.

8. To receive an early access distribution under the Plan, a guaranty association must execute the Agreement. The Agreement provides that the signatory guaranty association will return early access distributions that the Liquidator subsequently determines are necessary to pay claims of secured creditors or creditors whose claims fall into the same or a higher priority class than those of the guaranty association. This is sometimes referred to as "claw back". All but two guaranty associations have executed the Agreement. (Those two guaranty associations have not received any early access distributions, although the deposits held in their states exceed their current paid amounts.)

² The amounts paid by guaranty associations and the prior early access distribution amounts in this paragraph include the \$3,152,304.03 paid to workers compensation claimants on behalf of guaranty funds during 2003 by the Liquidator as advances on early access distributions in order to avoid disruptions in payments to the claimants.

³ This amount excludes other Home assets also in the Liquidator's possession: \$4,008,536 in illiquid assets and \$316,533 in liquid assets presently subject to restrictions limiting their use. See Ex. B.


9. It is expected that the guaranty associations will submit significant additional requests for reimbursement from the Home estate in the future due to their ongoing obligations on covered claims under policies of insurance issued by Home. The first two early access distributions accordingly equaled one-hundred percent (100%) of the amounts the guaranty funds had paid as of September 30, 2005. The third early access distribution was based on 100% of guaranty fund payments as of September 30, 2006, but it was subject to a distribution cap equal to forty percent (40%) of the total incurred costs (paid amounts plus case reserves but not including any incurred but not reported reserves) projected by each guaranty association. The Liquidator plans to apply this 40% cap to the proposed fourth early access distribution as well. The cap is designed to avoid situations in which a "claw back" pursuant to RSA 402-C:29, III(b)(4) may be necessary by keeping each guaranty association's total early access distributions at a level of no more than 40% of its total projected incurred costs. The cap is expected to affect only 14 guaranty associations: Florida Insurance Guaranty Association, Florida Workers Compensation Insurance Guaranty Association, Hawaii Insurance Guaranty Association, Maryland Property and Casualty Insurance Guaranty Association, New Hampshire Life and Health Guaranty Association, Nevada Insurance Guaranty Association, New York Liquidation Bureau, Ohio Insurance Guaranty Association, Ohio Life & Health Insurance Guaranty Association, South Dakota Property & Casualty Insurance Guaranty Association, Vermont Insurance Guaranty Association, Washington Insurance Guaranty Association, West Virginia Insurance Guaranty Association, and the West Virginia Life and Health Insurance Guaranty Association. Use of the cap will reduce the amount to be distributed in the fourth early access distribution by a total of approximately \$3.1 million.

10. Prior to liquidation, Home had made deposits in a number of states as required by the laws of those states. As contemplated by the Early Access Distribution Plan and the orders approving the first, second and third early access distributions, the Liquidator deducted the amount of deposits in certain states from the first, second and third early access distribution where the deposit had not been returned to the Liquidator. This served to provide equivalent reimbursement from Home to the various guaranty associations. Where deposits remain unreturned and were not deducted in connection with the first, second or third early access distributions, the Liquidator may deduct the amount of a deposit in a particular state from the fourth early access distribution to the guaranty association in the state.

11. The Liquidator asks guaranty associations for clarification regarding payments or recoveries with respect to specific claims. There are now three such inquiries pending (with the California Insurance Guarantee Association, Indiana Insurance Guaranty Association, and Tennessee Insurance Guaranty Association, respectively), and the Liquidator plans to withhold early access distributions based on those claims until the inquiries are resolved. The guaranty associations have been contacted about the questions.

12. As noted in the Plan, the United States Department of Justice has asserted in other insurer liquidations that the claim filing deadline does not apply to claims by the Federal Government in light of the federal priority act, 31 U.S.C. § 3713, so that it can at any time file claims entitled to payment by the Receiver on pain of personal liability. The Liquidator obtained limited waivers of alleged federal priority claims as a precondition to making the first, second and third early access distributions, and will need to obtain a waiver before making the fourth early access distribution as well.


Signed under the penalties of perjury this 29TH day of October, 2007.




Peter A. Bengelsdorf
Special Deputy Liquidator of
The Home Insurance Company

STATE OF CALIFORNIA
COUNTY OF VENTURA

Subscribed and sworn to, before me, this 29 day of October, 2007



Notary Public/Justice of the Peace



**Guaranty Association Indemnity/ALAE and Recoveries
Through 09/30/07 (as reported by 10/22/07)**

Exhibit A

Guaranty Association	Guaranty Association Indemnity Payments	Guaranty Association ALAE Expense Payments	Total Guaranty Association Payments	Guaranty Association Recoveries	Net Guaranty Association Payments	Prior Approved Total of Early Access Amounts	Total for Fourth Early Access (subject to deductions and cap)
Alabama Insurance Guaranty Assoc.	\$ 4,781,939.27	\$ 304,658.00	\$ 5,086,597.27	\$ (609,489.35)	\$ 4,477,107.92	\$ 3,731,496.56	\$ 745,611.36
Alaska Insurance Guaranty Assoc.	\$ 718,650.25	\$ 517,055.05	\$ 1,235,705.30	\$ (82,755.71)	\$ 1,152,949.59	\$ 988,111.90	\$ 164,837.69
Arizona Industrial Commission	\$ 1,075,931.52	\$ 21,780.03	\$ 1,097,711.55	\$ -	\$ 1,097,711.55	\$ 731,884.28	\$ 365,827.27
Arizona Property & Casualty	\$ 181,026.87	\$ 11,634.98	\$ 192,661.85	\$ -	\$ 192,661.85	\$ 111,314.98	\$ 81,346.87
Arkansas Property & Casualty Ins. Guaranty Assoc.	\$ 596,564.24	\$ 103,866.95	\$ 700,431.19	\$ (108,671.83)	\$ 591,759.36	\$ 550,759.55	\$ 40,999.81
California Insurance Guarantee Assoc.	\$ 11,325,733.27	\$ 3,144,112.47	\$ 14,469,845.74	\$ (244,719.80)	\$ 14,225,125.94	\$ 10,371,960.03	\$ 3,853,165.91
Colorado Insurance Guaranty Assoc.	\$ 2,123,550.76	\$ 132,026.18	\$ 2,255,576.94	\$ (108,425.46)	\$ 2,147,151.48	\$ 1,724,095.58	\$ 423,055.90
Connecticut Insurance Guaranty Assoc.	\$ 3,392,727.01	\$ 382,992.53	\$ 3,775,719.54	\$ (308,649.90)	\$ 3,467,069.64	\$ 2,767,403.98	\$ 699,665.66
Delaware Insurance Guaranty Assoc.	\$ 712,685.24	\$ 95,304.68	\$ 807,989.92	\$ (276,725.57)	\$ 531,264.35	\$ 427,446.80	\$ 103,817.55
District of Columbia Insurance Guaranty Assoc.	\$ 554,995.06	\$ 113,716.58	\$ 668,711.64	\$ -	\$ 668,711.64	\$ 597,578.68	\$ 71,132.96
Florida Insurance Guaranty Assoc.	\$ 1,088,430.20	\$ 542,377.33	\$ 1,630,807.53	\$ -	\$ 1,630,807.53	\$ 1,597,598.37	\$ 33,209.16
Florida Workers Compensation Ins Guaranty Assoc.	\$ 14,230,065.72	\$ 1,022,059.59	\$ 15,252,125.31	\$ (731,147.92)	\$ 14,520,977.39	\$ 12,682,096.89	\$ 1,838,880.50
Georgia Insurers Insolvency Pool	\$ 6,031,684.42	\$ 649,765.82	\$ 6,681,450.24	\$ (2,974,655.79)	\$ 3,706,794.45	\$ 3,591,055.18	\$ 115,739.27
Hawaii Insurance Guaranty Assoc.	\$ 850,054.41	\$ 230,987.21	\$ 1,081,041.62	\$ (14,944.18)	\$ 1,066,097.44	\$ 1,012,040.60	\$ 54,056.84
Idaho Ins. Guaranty Assoc.	\$ 129,119.96	\$ 2,993.00	\$ 132,112.96	\$ -	\$ 132,112.96	\$ 108,715.91	\$ 23,397.05
Illinois Ins. Guaranty Assoc.	\$ 1,575,518.94	\$ 148,949.57	\$ 1,724,468.51	\$ (3,720.88)	\$ 1,720,747.63	\$ 1,447,341.98	\$ 273,405.65
Indiana Insurance Guaranty Assoc.	\$ 161,750.20	\$ 3,745.21	\$ 165,495.41	\$ (15,386.45)	\$ 150,108.96	\$ 104,498.88	\$ 45,610.08
Iowa Insurance Guaranty Assoc.	\$ 428,800.69	\$ 38,619.82	\$ 467,420.51	\$ -	\$ 467,420.51	\$ 419,807.38	\$ 47,613.13
Kansas Insurance Guaranty Assoc.	\$ 1,842,700.29	\$ 50,418.13	\$ 1,893,118.42	\$ (68,887.71)	\$ 1,824,230.71	\$ 1,596,682.71	\$ 227,548.00
Kentucky Insurance Guaranty Assoc.	\$ 3,384,815.92	\$ 63,255.03	\$ 3,448,070.95	\$ (372,269.10)	\$ 3,075,801.85	\$ 2,482,707.80	\$ 593,094.05
Louisiana Insurance Guaranty Assoc.	\$ 1,231,813.65	\$ 276,045.19	\$ 1,507,858.84	\$ (22,075.17)	\$ 1,485,783.67	\$ 1,152,841.74	\$ 332,941.93
Maine Insurance Guaranty Assoc.	\$ 859,019.44	\$ 79,371.50	\$ 938,390.94	\$ (6,194.36)	\$ 932,196.58	\$ 632,016.81	\$ 300,179.77
Maryland Property & Casualty Ins. Guaranty Assoc.	\$ 1,913,928.42	\$ 195,944.60	\$ 2,109,873.02	\$ -	\$ 2,109,873.02	\$ 1,538,327.50	\$ 571,545.52
Massachusetts Insurers Insolvency Fund	\$ 4,239,006.89	\$ 2,388,122.72	\$ 6,627,129.61	\$ (8,037.12)	\$ 6,619,092.49	\$ 4,842,580.08	\$ 1,776,512.41
Michigan Property & Casualty Guaranty Assoc.	\$ 4,351,561.16	\$ 442,455.57	\$ 4,794,016.73	\$ (793,580.14)	\$ 4,000,436.59	\$ 3,261,158.51	\$ 739,278.08
Minnesota Insurance Guaranty Assoc.	\$ 14,796,955.86	\$ 941,545.95	\$ 15,738,501.81	\$ (248,926.01)	\$ 15,489,575.80	\$ 12,097,656.76	\$ 3,391,919.04
Mississippi Insurance Guaranty Assoc.	\$ 1,260,958.50	\$ 535,173.92	\$ 1,796,132.42	\$ (20,438.79)	\$ 1,775,693.63	\$ 1,482,678.02	\$ 293,015.61
Missouri Property & Casualty Ins. Guaranty Assoc.	\$ 625,319.18	\$ 32,035.90	\$ 657,355.08	\$ -	\$ 657,355.08	\$ 485,101.58	\$ 172,253.50
Montana Insurance Guaranty Assoc.	\$ 555,987.78	\$ 57,204.08	\$ 613,191.86	\$ (91,627.11)	\$ 521,564.75	\$ 410,781.28	\$ 110,783.47
Nebraska Property & Liability Ins. Guaranty Assoc.	\$ 387,369.55	\$ 18,632.13	\$ 406,001.68	\$ -	\$ 406,001.68	\$ 239,744.15	\$ 166,257.53
Nevada Insurance Guaranty Assoc.	\$ 145,000.00	\$ 5,896.00	\$ 150,896.00	\$ -	\$ 150,896.00	\$ 150,896.00	\$ -
New Hampshire Insurance Guaranty Assoc.	\$ 1,340,255.30	\$ 57,555.79	\$ 1,397,811.09	\$ (34,598.24)	\$ 1,363,212.85	\$ 1,040,440.12	\$ 322,772.73
New Hampshire Life & Health Guaranty Association	\$ 1,304.33	\$ -	\$ 1,304.33	\$ -	\$ 1,304.33	\$ 1,304.33	\$ -
New Jersey Property-Liability Ins Guaranty Assoc.	\$ 9,812,651.13	\$ 2,434,650.84	\$ 12,247,301.97	\$ (58,970.08)	\$ 12,188,331.89	\$ 8,453,890.00	\$ 3,734,441.89
New Jersey WC Security Fund C/O NJCRIB	\$ 4,188,060.91	\$ 567,514.86	\$ 4,755,575.77	\$ (162,788.98)	\$ 4,592,786.79	\$ 3,689,277.27	\$ 903,509.52
New Mexico Ins. Guaranty Assoc.	\$ 747,555.96	\$ 123,883.65	\$ 871,439.61	\$ (106.20)	\$ 871,333.41	\$ 657,707.94	\$ 213,625.47
North Carolina Ins Guaranty Assoc.	\$ 1,823,852.79	\$ 289,169.72	\$ 2,113,022.51	\$ (105,213.34)	\$ 2,007,809.17	\$ 1,672,052.83	\$ 335,756.34
NY Superintendent of Insurance	\$ 35,237,923.95	\$ 2,433,232.18	\$ 37,671,156.13	\$ (4,579,225.02)	\$ 33,091,931.11	\$ 30,375,010.91	\$ 2,716,920.20
Ohio Insurance Guaranty Assoc.	\$ 5,000.00	\$ 106,205.97	\$ 111,205.97	\$ -	\$ 111,205.97	\$ 105,661.58	\$ 5,544.39
Ohio Life & Health Ins Guaranty Assoc.	\$ 28,550.00	\$ -	\$ 28,550.00	\$ -	\$ 28,550.00	\$ 27,950.00	\$ 600.00
Oklahoma P & C Ins. Guaranty Assoc.	\$ 1,304,900.59	\$ 71,326.39	\$ 1,376,226.98	\$ -	\$ 1,376,226.98	\$ 1,292,961.21	\$ 83,265.77
Oregon Insurance Guaranty Assoc.	\$ 1,384,890.48	\$ 234,925.65	\$ 1,619,816.13	\$ (765,199.22)	\$ 854,616.91	\$ 739,286.63	\$ 115,330.28
Pennsylvania Property & Casualty Ins. Guaranty Assoc.	\$ 1,372,541.62	\$ 929,378.67	\$ 2,301,920.29	\$ (288.06)	\$ 2,301,632.23	\$ 1,679,448.30	\$ 622,183.93
Pennsylvania Workers' Compensation Security Fund	\$ 20,248,644.92	\$ 1,048,998.11	\$ 21,297,643.03	\$ -	\$ 21,297,643.03	\$ 15,580,681.95	\$ 5,716,961.08
Puerto Rico Property & Casualty Ins. Guaranty Assoc.	\$ -	\$ 852.39	\$ 852.39	\$ -	\$ 852.39	\$ 852.39	\$ -
Rhode Island Insurance Guaranty Assoc.	\$ 797,995.03	\$ 59,230.57	\$ 857,225.60	\$ (28,344.88)	\$ 828,880.72	\$ 664,560.87	\$ 164,319.85
South Carolina Property & Casualty Ins. Guaranty Assoc.	\$ 693,553.02	\$ 148,937.50	\$ 842,490.52	\$ (8,499.80)	\$ 833,990.72	\$ 704,483.38	\$ 129,507.34
South Dakota Property & Casualty Ins. Guaranty Assoc.	\$ 698,581.45	\$ 47,710.12	\$ 746,291.57	\$ -	\$ 746,291.57	\$ 650,701.81	\$ 95,589.76
Tennessee Insurance Guaranty Assoc.	\$ 1,665,110.77	\$ 395,994.26	\$ 2,061,105.03	\$ (129,489.61)	\$ 1,931,615.42	\$ 1,771,748.32	\$ 159,867.10
Texas Property & Casualty Insurance Guaranty Assoc.	\$ 5,926,409.16	\$ 1,420,692.28	\$ 7,347,101.44	\$ (670,974.94)	\$ 6,676,126.50	\$ 5,805,066.66	\$ 871,059.84
Utah Property & Casualty Ins. Guaranty Assoc.	\$ 660,131.55	\$ 80,119.81	\$ 740,251.36	\$ (139,339.77)	\$ 600,911.59	\$ 579,389.53	\$ 21,522.06
Vermont Insurance Guaranty Assoc.	\$ 224,376.88	\$ 22,016.86	\$ 246,393.74	\$ (330.46)	\$ 246,063.28	\$ 179,499.86	\$ 66,563.42
Virginia Insurance Guaranty Assoc.	\$ 4,862,206.78	\$ 984,742.07	\$ 5,846,948.85	\$ (686,253.56)	\$ 5,160,695.29	\$ 3,663,373.81	\$ 1,497,321.48
Washington Insurance Guaranty Assoc.	\$ 1,120,537.21	\$ 292,032.49	\$ 1,412,569.70	\$ -	\$ 1,412,569.70	\$ 395,722.34	\$ 1,016,847.36
West Virginia Insurance Guaranty Assoc.	\$ 500,000.00	\$ 171,353.38	\$ 671,353.38	\$ -	\$ 671,353.38	\$ 671,348.23	\$ 5.15
West Virginia Life & Health Ins. Guaranty Assoc.	\$ 101,120.00	\$ 15,420.00	\$ 116,540.00	\$ -	\$ 116,540.00	\$ 116,540.00	\$ -
Wisconsin Insurance Security Funds	\$ 2,345,359.74	\$ 114,179.89	\$ 2,459,539.63	\$ (756,841.03)	\$ 1,702,698.60	\$ 1,736,232.10	\$ (33,533.50)
	\$ 182,645,178.24	\$ 24,602,869.17	\$ 207,248,047.41	\$ (15,237,791.54)	\$ 192,010,255.87	\$ 155,593,572.84	\$ 36,416,683.03

This chart includes the \$3,152,304.03 paid on behalf of guaranty associations by the Liquidator for worker's compensation claimants during 2003 as advances on early access distributions in order to avoid disruptions in payment to the claimants during the transition of the claims from Home to the guaranty associations.

The Home Insurance Company In Liquidation

Statement of Net Assets (Modified Cash Basis) (Unaudited)

	<u>September 30, 2007</u>	<u>December 31, 2006</u>
Assets		
Unrestricted bonds, short-term investments and cash at cost:		
Bonds (Note 2)	\$617,040,190	\$608,099,834
Short-term investments	10,771,262	42,812,345
Cash and cash equivalents	166,961,629	144,429,307
Total unrestricted bonds, short-term investments and cash at cost	<u>794,773,081</u>	<u>795,341,486</u>
Common stocks, marketable, at market value (Note 2)	1,078	10,359
Interest income due and accrued	6,785,100	6,400,611
Total unrestricted liquid assets	<u>801,559,259</u>	<u>801,752,456</u>
Unrestricted illiquid assets: (Note 1)		
Surplus notes, at fair value	146,800	146,800
Common stocks, at fair value	1,957,741	1,935,076
Limited partnership interests, at fair value	1,903,995	2,294,513
Total unrestricted illiquid assets	<u>4,008,536</u>	<u>4,376,389</u>
Restricted liquid assets - cash and cash equivalents (Note 5)	316,533	542,606
Receivable from US International Reinsurance Company (Note 4)	32,000	34,682
Total assets, excluding certain amounts	<u>805,916,328</u>	<u>806,706,133</u>
Liabilities		
Incurred but unpaid administrative expenses and investment expenses (Note 3)	4,311,328	6,241,428
Notices of Determination approved for Class I creditors (Note 8)	463,690	5,252,213
Claims checks payable (Note 1)	16,718	11,125
Total liabilities	<u>4,791,736</u>	<u>11,504,766</u>
Net assets, excluding certain amounts	<u>\$801,124,592</u>	<u>\$795,201,367</u>

See accompanying notes.